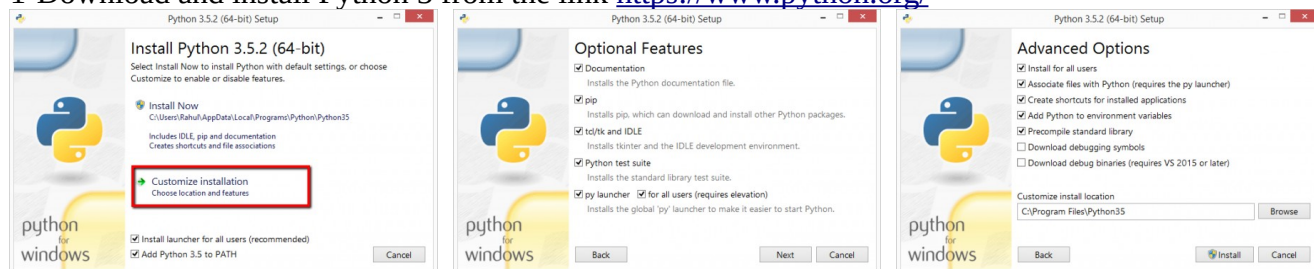


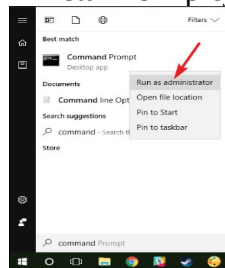
VIRTUAL SERVER BAFANG BESST

To use BESST without Bafang account, use the Python script "Bafang.py"

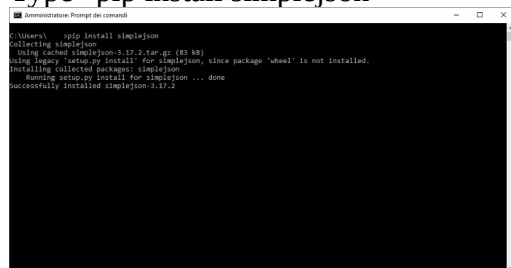
1-Download and install Python 3 from the link <https://www.python.org/>



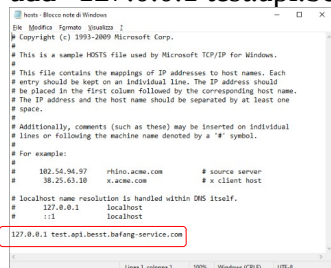
2-Install “simplejson”, search “Command prompt” and open it as an administrator



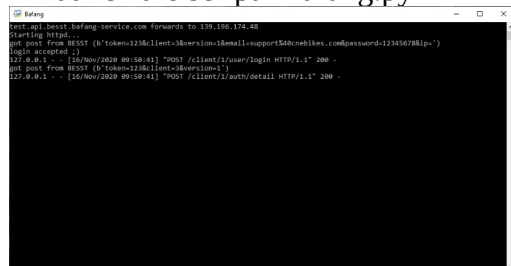
Type “pip install simplejson”



3-Edit the file “C:\Windows\System32\drivers\etc\hosts”
add “127.0.0.1 test.api.besst.bafang-service.com”



4-Launch the script “Bafang.py”



5-Open BESST and log in with any account